

# TRICOM HDMI 4x1 Quad Multi-viewer



**Enjoy the vivid world!**

## Introduction:

HDMI 4x1 Quad Multi-viewer is a high performance with four HD screen segmentation and seamless switching output switch. It can display 4HD digital video signal on the same screen, and has a variety of video segmentation, seamless switching 4 HD input signal synchronously. The control methods of the switch is flexible, it can be switched via button and IR control. It's a very practical and stable switch and easy to install, can be used in the major projects, meeting halls and other places.

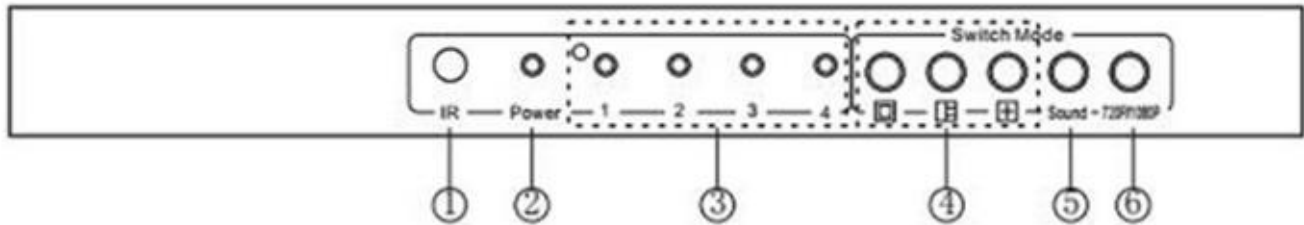


## Features :

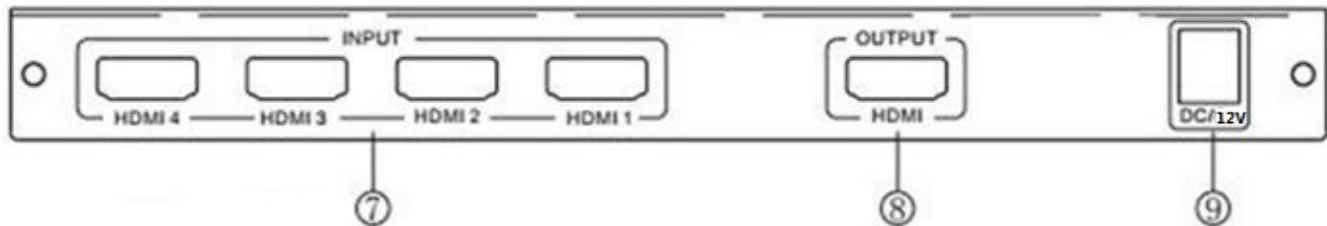
- Support 4HDMI input, 1 HDMI output
- Support 4 channels HDMI signal screen segmentation
- Support 4 channels HDMI signal seamless switching
- Support highest resolution up to 1080P/60Hz
- Support IR control
- Compatible HDMI1.3a, HDCP1.2, input compatible DVI1.0 version
- Support resolution: 1080P,720P,1080i,1024X768,1360X768 and so on
- Support audio output format: PCM2
- Support standard AWG26 cable, input up to 15 metres ,output up to 15 metres
- DC12V/1A power adapter
- Net weight: 460g

- Dimension (L x W x H): 200mm\*93mm\*20mm

### Product interface pictures

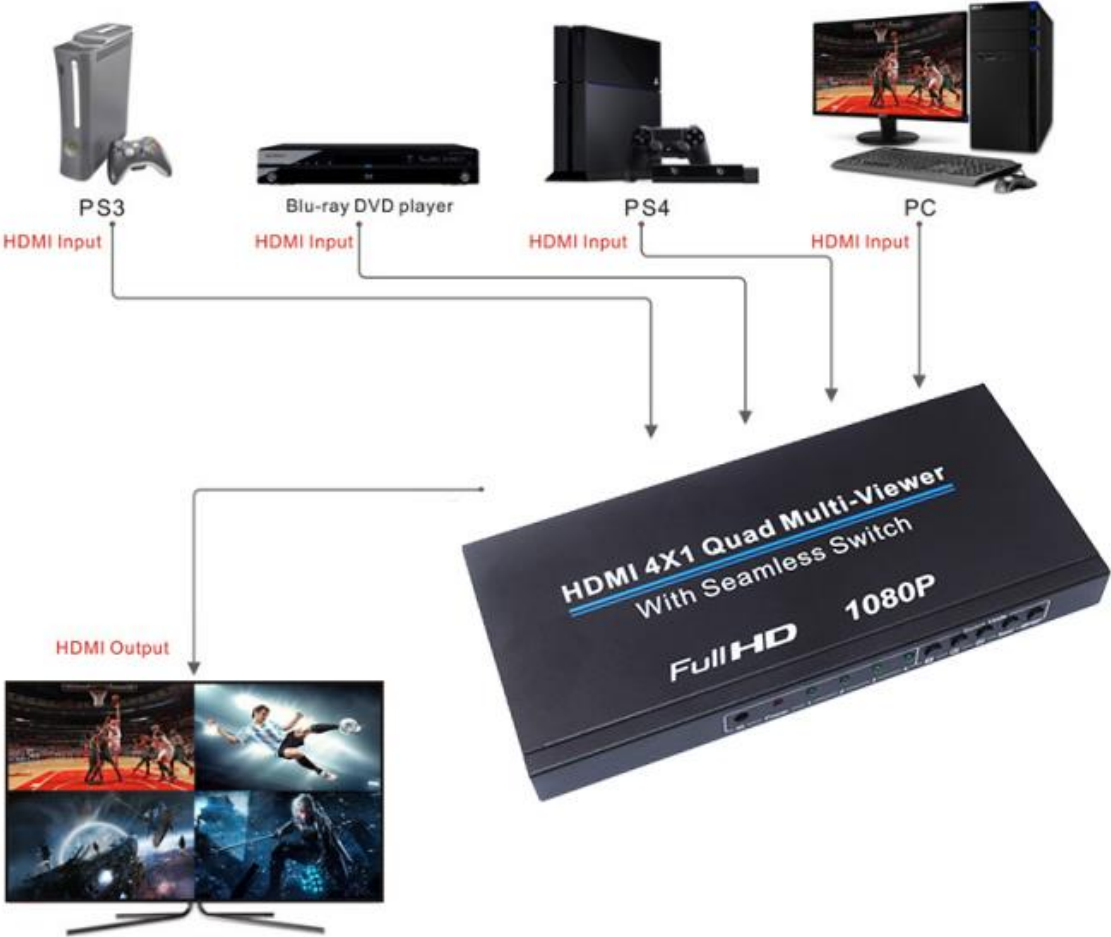


1. IR Receiver
2. Power LED indicator
3. HDMI Input LED indicator 1~4
4. Video mode switch button
5. Sound switch button
6. 720P/1080P switch button

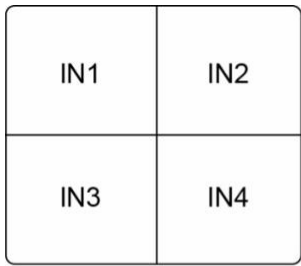


7. HDMI Input1~4 Ports
8. HDMI Output Port
9. Power Input Port DC 12V


Connection diagram



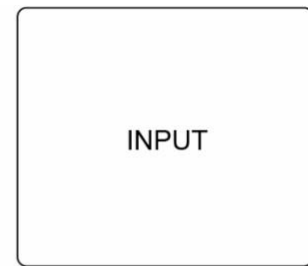
Fives modes for switching:



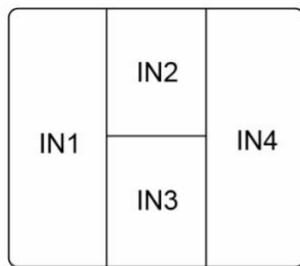
MODE1



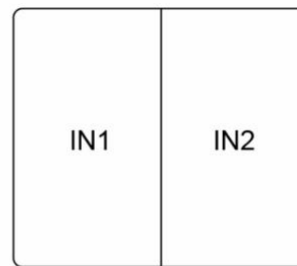
MODE2



MODE3



MODE4



MODE5

MODE1: Switching IN1-IN4, to choose the audio output

MODE2: Switching IN1-IN4, the audio output is the same as the audio of the main interface.

MODE3: IN1-IN4, the 4 channels HDMI signal seamless switching

MODE4: Switching IN1-IN4 to H screen

MODE5: Double screen

**Package include :**

- |                               |    |
|-------------------------------|----|
| 1. HDMI 4x1 quad multi-viewer | x1 |
| 2. 12V/ 1A power adapter      | x1 |
| 3. Remote control             | x1 |
| 4. User manual                | x1 |